

2885

Midmar Drive



Brian Hickson

Non-Principal Property Practitioner
Registered with PPRA

083 405 0000
brianh@lwp.co.za

Alma Brown

Candidate Property Practitioner
Registered with PPRA

083 947 2726
alma@lwp.co.za

LWP

PROPERTIES

LOCATED WITHIN THE PRESTIGIOUS AND SAFE WATERFALL COUNTRY VILLAGE

WEB REF: RL4260




R8,900,000

ERF SIZE: 537m²

FLOOR SIZE: 460m²

RATES AND TAXES: R4,600

LEVIES: R3,600

		4
		4
		2

This stunning double-level family residence provides modern luxury living. Positioned on an elevated stand, it commands breathtaking vistas of the tranquil dam below, as well as its resident birdlife. This home could not be more perfectly located.

Approaching the residence, a manicured front garden leads to a charming bridge walkway with its wall-mounted water feature that lures you to the creatively planned plantation shutter-designed front doors, ensuring a sense of privacy and elegance. Stepping into the spacious entrance hall, double-volume ceilings soar overhead, fitted with expansive glass windows that flood the space with natural light, accentuating the contemporary design.

To the left of the staircase lies a convenient guest bedroom, complete with an ensuite bathroom, providing a secluded retreat for visitors. Descending from the entrance hall, one is pleasantly surprised by a spacious open-plan entertainment and dining area, cleverly delineated by an accent stone-clad wall housing a double-sided gas fireplace. A strategically positioned air conditioner ensures optimal climate control throughout this inviting space.

Adjacent to the entertainment area lies the heart of the home - an absolutely beautiful kitchen with all the trimmings to ensure functionality. Custom-built wood wine racks, a large stone-topped center island with SMEG gas stove and oven, and ample soft-close cabinets characterize this culinary haven. A walk-in dry pantry, fully equipped scullery, and laundry room further enhance the kitchen's efficiency, making it an ideal space for culinary endeavors and social gatherings.

Glass sliders seamlessly integrate the indoor and outdoor spaces, leading to the patio with its automated louvre covering and boast a heated infinity pool and jacuzzi area. The well-planned outdoor entertainment deck offers panoramic views of the lush garden and tranquil dam, creating the perfect feel for those warm summer night get-togethers with family and friends to relax and catch up.

Ascending to the upper level, a cozy pajama lounge offers the perfect getaway for that little alone time, soaked in natural light, it's perfect for reading and relaxing. Two additional generously sized bedrooms, each with its own top-class ensuite bathroom, ample built-in cupboards, and feature sliding doors opening onto small balconies, inviting in the picturesque...

